

Simply Unified

 Duress | Watch



Welcome to Duress™ Watch

The most advanced, responsive and effective security device in Australia.

Duress Watch allows you to discretely request assistance from your team, request Police, set a welfare timer, as well as stream live video, audio and location, all with a tap.

Duress Watch is connected to the Duress Operations Centre (DOC), our A1 ASIAL graded monitoring service, giving you real time protection 24/7, Australia-wide.

Contents

- 3. Duress Watch Overview
- 4. Mayday
- 5. Duress
- 6. Welfare Timer
- 7. Are you OK?
- 8. Duress Watch for Teams
- 9. Pricing
- 10. Tech Specs

Duress™ Watch Overview

Duress Watch is designed from the ground up to offer the fastest response in an emergency, whilst being discrete and reliable in every situation.

Duress Watch uses cutting edge technology to offer world-class security and response in the simplest way.

With Duress Watch, there are no logins, no PINS, no passwords, no confusion. Simply pick up the watch and you have 24/7 assistance only a tap away.

The Watch has fast 4G connectivity, allowing emergencies to be received instantly, and live video to assist in verification and escalation.

Operators and organisations can contact the user directly through the watch via 2 way audio communications, and automated check ins keep users safe without having to set anything or





MayDay allows you to notify your team instantly and discretely that you need assistance.

Tap the watch twice to send a MayDay, and your team will receive the notification on their watch.

The nominated contacts at your organisation will also receive a notification on their phone, including the profile and location of the MayDay request.





Duress allows you to instantly start live monitoring, request Police, and stream live video and location.

Tap the watch three times to activate Duress, which will set off a cascade of events across the Duress network. Your watch will begin streaming live video and audio, and begin location tracking.

The Duress Operations Centre will begin monitoring the live video and will escalate to Police in required. Your administrators will receive notifications, including the live video and live location tracking.


In addition, all other watches will be notified that Police have been requested.



Timer™



Welfare timer allows you to set a safety timer with a tap.

Slide the timer icon  to dial up any period up to 2 hours, and Duress Watch will begin counting back down. When the timer reaches zero, the user will be alerted to confirm they are safe.

If they don't confirm they are safe, the watch will go into emergency mode.

The Duress Operations Centre will begin monitoring the live video and will escalate to Police in required. Your administrators will receive notifications, including the live video and live location tracking.

In addition, all other watches will be notified that a team member has not responded to their welfare timer.





Are you OK?™

Are you OK? lets you set automatic check ins with your team.

From your Duress dashboard, you can set a predetermined time to check in with your team whenever they are wearing the Duress watch.

Like the welfare timer, users will have one minute to respond to the safety check, and if they don't respond the Watch will go into emergency mode.

The watch face shows an indicator at the bottom of the screen letting the user know how long until the next Are you Ok? check in.

2 Way Communications

Duress Watch allows Operators, Emergency Services and the nominated administrators in your organisation to call Duress Watch directly.

Duress Operators may call users after an activation to confirm they are safe, and Emergency Services may call the user directly if they require more information.

After an emergency has been triaged by the Operations Centre and they have confirmed the user is safe, your nominated administrators receive a notification containing the mobile number of the Watch, allowing them to contact the user directly through the watch as well if required.

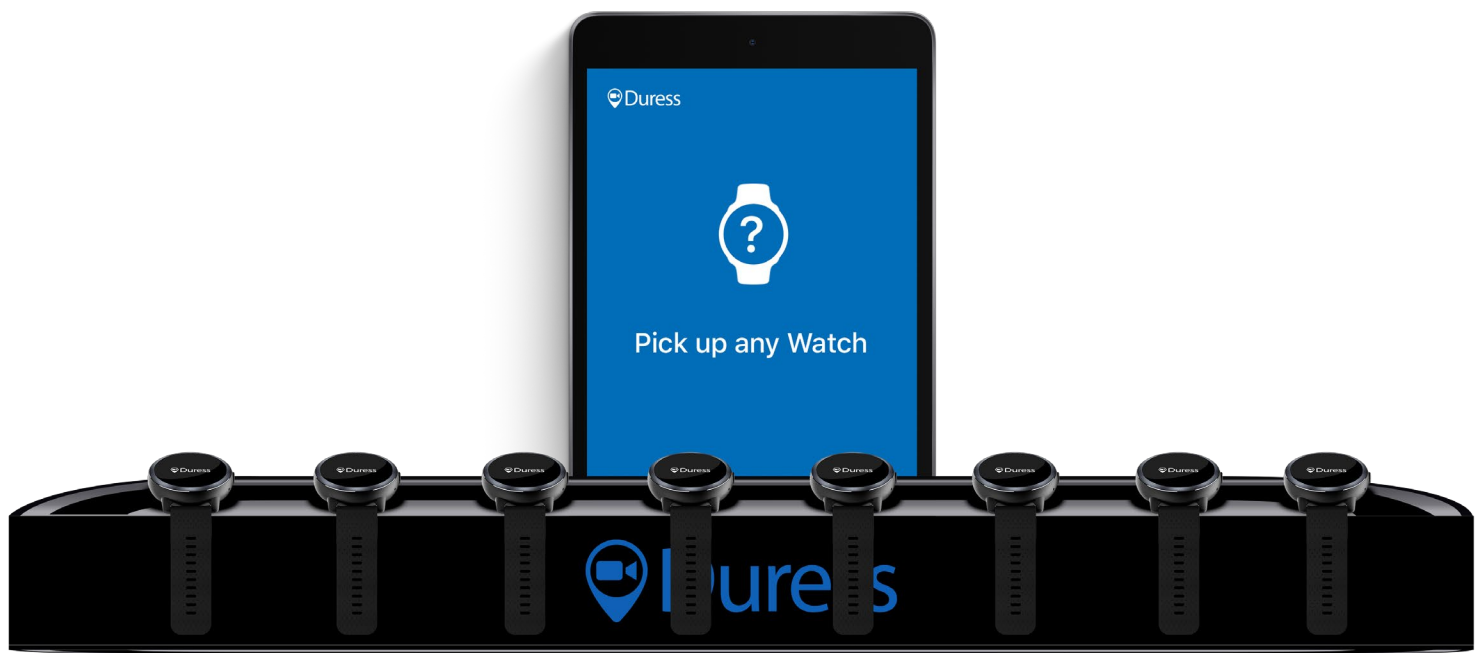


Duress™ Watch for Teams

Duress Watch can be shared by multiple users in your team, eliminating the need for a individual watch per person.

The Duress Dock charges up to 8 watches, and allows teams to register themselves to a watch with a tap.

Users simply pick up a watch, tap their name on the screen, and they are signed in. When they are finished, they simply return the watch to the Duress Dock and they are signed out.



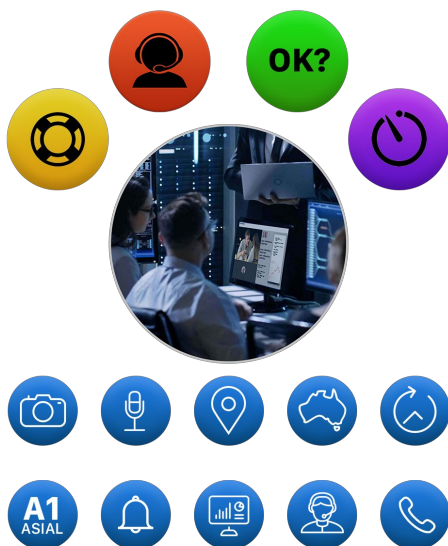
Pricing

Duress Watch is designed to be not only the most advanced, responsive and effective security device in Australia, but also the most affordable.



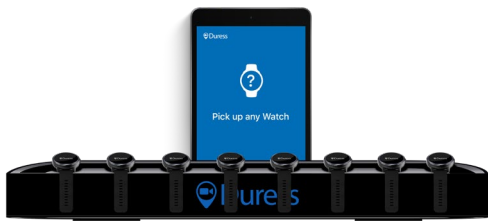
Duress™ Watch

- 1.39" HD AMOLED Display
- Durable Aero Titanium Case
- 2MP Camera
- 2Gb RAM
- 580 mAh - 24 hour battery
- Durable Design
- Light Weight
- 4G LTE
- Wifi
- 12 Months Warranty
- IP67 Waterproof
- Hyper-allergenic wristband
- USB Magnetic Charger



Duress™ Monitoring & Software

- MayDay™
- Duress™
- Are you OK?™
- Timer™
- Duress Operations Centre Monitoring
- Live Video Streaming
- Live Audio Streaming
- Live GPS Tracking
- 2 Way Communications
- Australia wide coverage
- 24/7 Monitoring
- A1 ASIAL Graded Monitoring
- Real time Notifications
- Administrator Dashboard
- Personal Customer Service Agent
- Automatic Updates



Duress™ Dock and Tablet (Optional)

- Charge up to 8 watches
- One touch user sign in
- Automatic Updates
- Add and remove users directly on the tablet

For more info contact sales@simply-unified.com.au or call 1300 599 540



Simply Unified Pty Limited
Unit 8, Blackburn Drive, Port Kennedy. Western Australia. WA 6172



1300 599 540



sales@simply-unified.com.au



simply-unified.com.au